

# M2 Shower, Toilet & Commode Chair with Armrests going out to the side

## User Instructions

April 2009

### Introduction to the M2 Shower, Toilet & Commode Chair with Armrests going out to the side



The M2 Shower, Toilet & Commode chair with Armrests going out to the side is a resilient, practical shower chair with curved armrests providing support for the user that swivel and splay out to the side to enable easy access for side transfers and hoisting that fits over a standard toilet as well as having the facility to use a commode pan, if required.

Easy to manoeuvre whilst providing a stable and comfortable seated position for personal care activities, the M2 Shower, Toilet & Commode chair with Armrests going out to the side is manufactured from high quality stainless steel with telescopic height adjustable legs ensuring the versatility for each individual user.

Highly manoeuvrable on four braked wheels, the M2 with Armrests going out to the side has a cushioned polyurethane backrest, seat module with seat lid that is easy to remove, clean and disinfect.

### Why is there a need for this type of chair?

The ability of a seated person to function efficiently and perform activities depends on their ability to adopt the appropriate posture. All activity is posture dependent. If a person cannot move or has problems adjusting their posture, it may be necessary to use seating to try to provide externally what is limited internally.

The principles of good seating are equally applicable to showering, toileting and commode chairs as they are to general seating. Whether looking for basic shower stools, practical shower, toileting and commode chairs that help to maintain independence or dynamic, postural support shower, toileting and commode chairs for assisted bathing, the Kirton H<sub>2</sub>O collection can accommodate both user and carer needs.

### Who should consider using the M2 Shower, Toilet & Commode Chair with Armrests going out to the side?

Individuals that require an extra stability when seated for personal care activities. For domestic home use, hospitals, hospice and care home environments.

**Maximum weight limit 125kg/20stones.**

### M2 Shower, Toilet & Commode Chair with Curved Armrests going out to the side

#### Features

- Stainless steel framework, powder lacquered
- Curved armrests that swivel sideways for hoist and side transfers
- Cushioned polyurethane seat and backrest
- Open horseshoe seat with seat cover
- Curved push handle
- Adjustable seat height, telescopic legs
- Easy to clean, removable seat module
- 100mm wheels, braked
- Fits over standard toilet
- Attendant propelled

#### Optional accessories

- Height Adjustable Footrests
- Cushioned polyurethane foam on armrests
- Commode Pans for round and horseshoe seats
- Round aperture seat
- Height and depth adjustable headrest with mounting kit
- Height adjustable headrest with mounting kit
- Calf rest
- Lateral supports with holders
- Legrest elevation kit
- Footrest plate for mounting on legrest elevation kit
- Crossbar and Crossguard
- Hipstrap
- Universal strap
- Ankle Huggers

### Questions and Concerns

Should you experience any difficulties or have any concerns regarding the initial purchase or subsequently adjusting the M2 Shower, Toilet & Commode chair with Armrests going out to the side or have any concerns regarding its use or operation then immediately contact either your Kirton representative, distributor or our Customer Service Team on **Freephone 0800 212709 or +44 (0) 1440 705352**, they will be delighted to help you.

# M2 Shower, Toilet & Commode Chair with Armrests going out to the side

## User Instructions

April 2009

### Guidelines for Best Practice

To ensure good practice when considering purchasing an M2 Shower, Toilet & Commode chair with Armrests going out to the side and effective post purchase we advise that the following guidelines are considered:

1. Seek advice and input from a qualified therapist/professional and/or Kirton representative/distributor at the initial prescription of the chair.
2. If unsure when ordering the chair and any accessories contact either the therapist involved or your Kirton representative, distributor or our Customer Service Team on **Freephone 0800 212709 or +44 (0) 1440 705352**, to discuss further.
3. Users of the M2 Shower, Toilet & Commode chair with Armrests going out to the side, where necessary, should be supervised to ensure the most appropriate position is maintained in the chair.

### The User Instructions

The purpose of the following user instructions is to provide a guide on how to utilise, adjust and maintain the M2 Shower, Toilet & Commode chair with Armrests going out to the side.

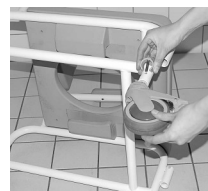
The instructions should be read by all those involved with the supervision of the user and/or the care of the chair before use.

### Wheels



Before using the M2 for showering or toileting ensure the brakes are applied on all four wheels by pressing the grey ribbed area of the wheels down.

### Adjusting the seat height



The M2 has telescopic legs enabling the seat height to be adjusted to suit the user.

Apply the brakes to all four wheels.

Lay the chair on its side and remove the height adjustment clips by pushing on the two open sides of the clips with your thumbs.

Slide the leg in and out to the desired height and replace the clips. Make sure the clips are pushed all the way through the legs to ensure stability.

Repeat the procedure on the remaining three legs.

All wheels should be at the same height.

### Height Adjustable Footrests




The footrests slot into the two holders at the front of the chair frame.

The height of the footrests can be adjusted to suit individual users. Remove the height adjustment clips by pushing on the two open sides of the clips with your thumbs. Slide the footrest in and out to the desired height and replace the clips ensuring they are all the way through the stainless steel tubing.

The angle of the footplates can be inclined. Simply remove each footrest from the chair, detach the adjustment clips, turn the footplate 180° and replace the clips. Position the footrests on the opposite side of the chair.

### Armrests



The armrests have the ability to be swiveled and splayed out to the side to facilitate side transfers.

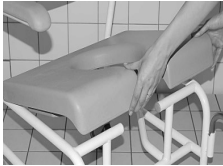
The armrests can be removed completely if lifted vertically and pulled free of the chair over the positioning bolt.

# M2 Shower, Toilet & Commode Chair with Armrests going out to the side

## User Instructions

April 2009

### Removing and replacing the seat module




The seat can be removed and replaced for cleaning or if multiple seats are purchased for individuals for use with one frame.

The seat module is removed by lifting the seat module upwards from the frame holding both sides of the seat module. The seat is replaced by applying a light pressure on either side of the seat module.

The seat lid fits over the aperture and covers the entire seat module.

### Commode Pan



If using a commode pan, ensure the pan is slid straight forwards or backwards along the seat.

On the underside of the seat module the commode pan holders can be tightened by bending the wings closer to the seat to enable a firmer grip on the commode pan or indeed loosened accordingly.

### Potential Risks, Cautions and Warnings

- The user is at risk if the M2 chair is not properly set up to their requirements.
- When adjusting the seat height and footrest height of the M2 chair ensure the adjustment clips are pushed fully through the holes before use.
- Ensure the seat module is correctly “snapped” back in place before use.
- Before using the chair for showering or toileting apply all four brakes.

### Care and Maintenance

- Wipe down the framework with soapy water and a soft cloth to reduce the build up of soap and limescale.
- Cleaning with a scouring pad is not advised.
- Maximum temperature 80 °c.

### Helpline

Should you have any concerns either pre or post purchase of the chair contact our Customer Service Team on **Freephone 0800 212709 or +44 (0) 1440 705352**, to discuss further. Alternatively, if you purchased your chair from a Kirton distributor in the first instance please contact your point of reference there.



23 Rookwood Way  
Haverhill  
Suffolk, CB9 8PB  
England

Telephone: +44 (0) 1440 705352  
Fax: +44 (0) 1440 706199  
Freephone: 0800 212709

Email: [info@kirtonhealthcare.co.uk](mailto:info@kirtonhealthcare.co.uk)  
[www.kirton-healthcare.co.uk](http://www.kirton-healthcare.co.uk)

